
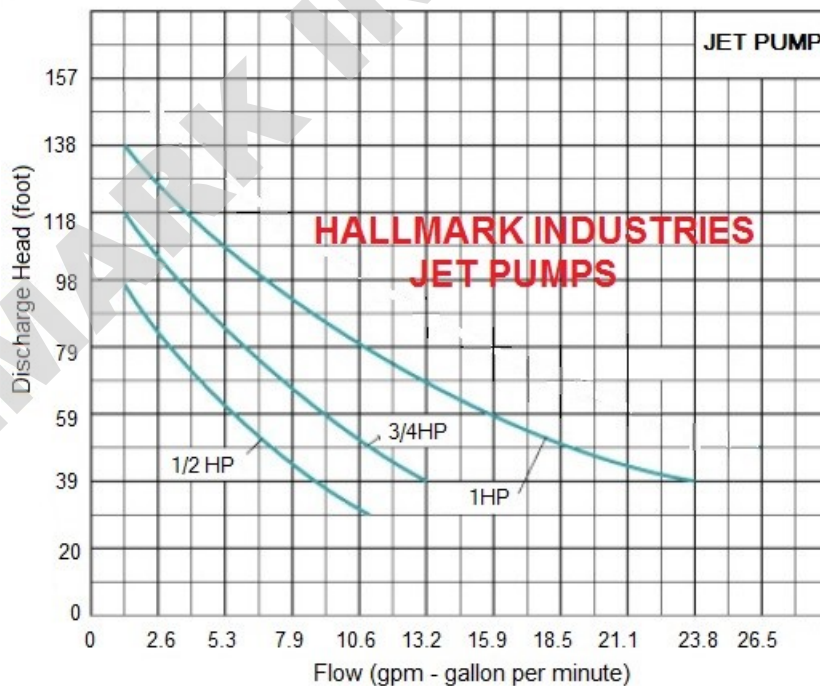


Part #	Power		Pump Head	Max flow (gpm)	Max out-put head (ft)	Pressure Switch On/off (psi)	Volt (VAC)	Inlet NPT	Outlet NPT	Suction Head (ft)
	kW	HP								
MA0345X-6	0.47	0.5	Cast Iron	12	115	20/40	115/230	1	1	30
MA0345X-8	0.55	0.75		14	135	30/50	115/230	1	1	30
MA0345X-9	0.75	1.0		24	151	40/60	115/230	1	1	30

Features & Technical Specifications



- Shallow well jet pump
- Heavy duty cast iron construction
- Ideal for private well systems or low flow irrigation applications
- Dual 115V or 230V, pull the switch to set the voltage
- Comes with a pressure switch:
- Impeller material: Copper
- 1"NPT for suction and discharge
- capacitor start and thermally protected for longer motor life



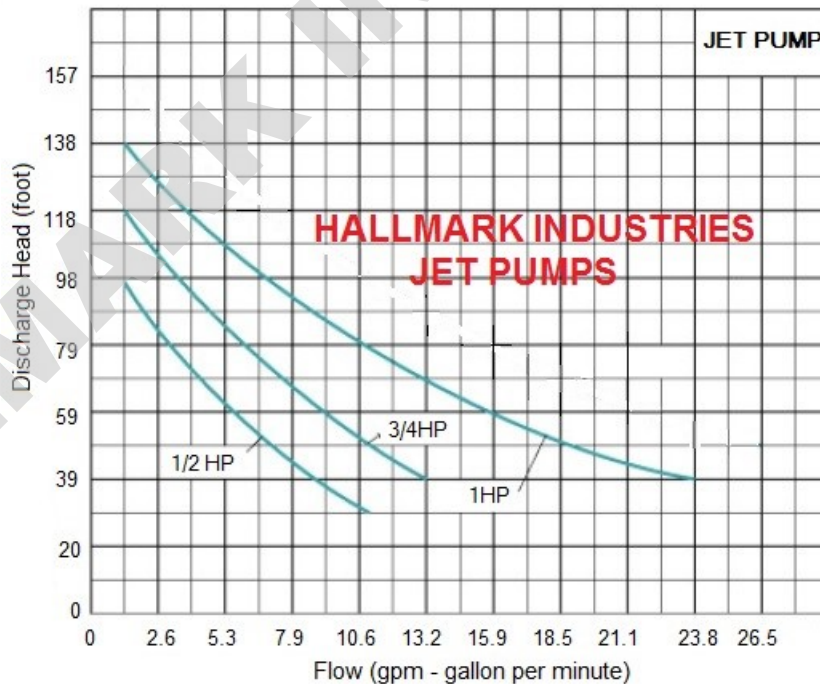
HALLMARK INDUSTRIES - Jet Pump Performance - MA0345 Series

Part #	Power		Tank size (gallon)	Max flow (gpm)	Max out-put head (ft)	Pressure Switch On/off (psi)	Volt (VAC)	Inlet NPT	Outlet NPT	Suction Head (ft)
	kW	HP								
MA0345X-6-6T	0.47	0.5	6	12	115	20/40	115/230	1	1	30
MA0345X-8-12T	0.55	0.75	12	14	135	30/50	115/230	1	1	30
MA0345X-9-12T	0.75	1.0	12	24	151	40/60	115/230	1	1	30



Features & Technical Specifications

- Shallow well jet pump with water tank combo
- Heavy duty cast iron construction
- Self priming
- Dual 115V or 230V, pull the switch to set the voltage
- Comes with a pressure switch:
- Impeller material: Copper
- 1"NPT for suction and discharge
- capacitor start and thermally protected for longer motor life



HALLMARK INDUSTRIES - Jet Pump Performance - MA0345 Series